

2022-23 Annual Report WHEELER CENTRAL SCHOOLS

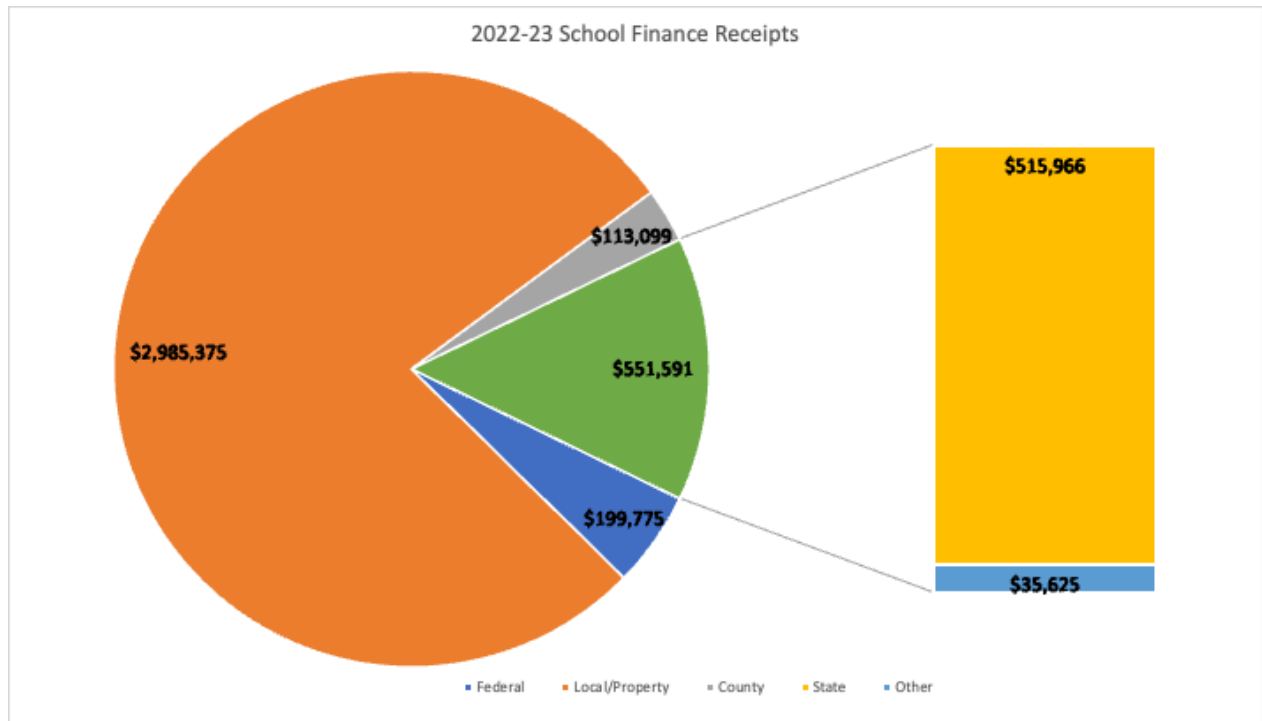
This Annual Report is intended to provide a “snapshot” of information for district patrons. The information is based on the 2022-23 School year. This report is produced by the Superintendent. All comments and questions concerning this report should be directed to the superintendent at 308-654-3273. Thank you.

District Geography

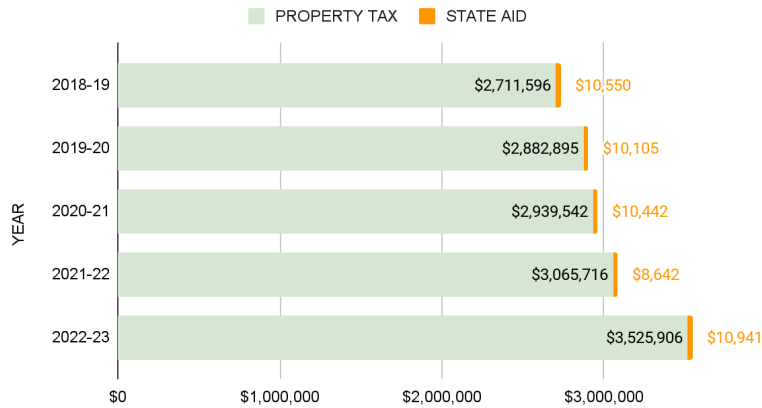
District 45 is made up of land that sits in four counties - Greely, Garfield, Holt, and Wheeler - which includes the two small communities of Bartlett and Ericson.

School Board

District 45 is governed by a six member board. Each board member serves for four year terms. Current board members are Drew Kasselder, Sydney McKay, Dennis Derner, Andrew Smith, Zach Wright, and Jessie Swick. Andrea Pelster serves as the board clerk.



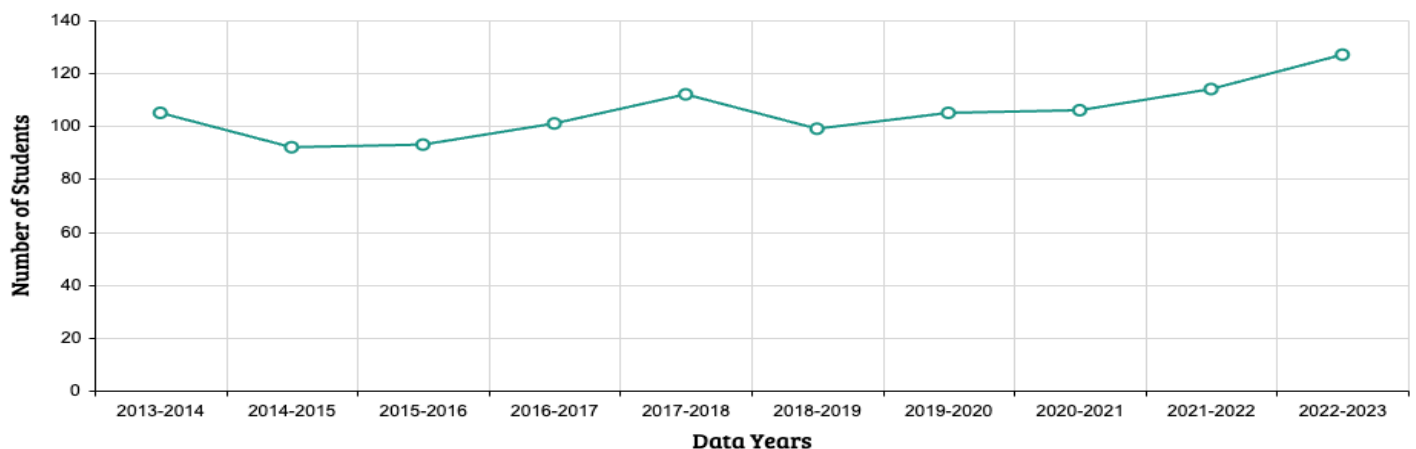
PROPERTY TAX REQUEST and STATE AID RECEIVED



STUDENT POPULATION OVER THE YEARS

Data Years	PK	KG	1st	2nd	3rd	4th	5th	6th	7th	8th	9th	10th	11th	12th	Total
2022-2023	23	8	11	13	9	8	7	4	10	10	6	7	6	5	127
2021-2022	21	9	13	8	7	6	4	10	10	5	5	6	4	6	114
2020-2021	21	11	9	5	6	6	10	9	5	5	5	4	7	3	106
2019-2020	23	8	4	7	5	10	6	7	5	9	3	8	5	5	105
2018-2019	20	7	7	5	11	4	6	5	10	4	8	4	6	2	99
2017-2018	20	9	7	11	6	7	7	10	7	8	4	4	1	11	112
2016-2017	18	7	11	6	7	5	9	6	8	3	4	1	11	5	101
2015-2016	15	10	7	5	7	4	5	9	3	4	1	10	5	8	93
2014-2015	15	5	6	5	4	6	8	4	4	1	10	7	8	9	92
2013-2014	20	5	5	2	7	9	5	5	2	10	8	8	9	10	105
2012-2013	20	6	2	7	7	4	5	5	10	9	8	8	12	13	116
2011-2012	6	2	8	8	5	6	4	10	9	8	8	12	12	6	104
2010-2011	7	7	9	5	6	4	9	8	8	8	13	12	5	10	111
2009-2010	1	8	5	5	5	9	10	9	9	13	13	7	8	14	116
2008-2009	1	2	3	5	7	8	9	9	11	12	8	8	14	11	108

Membership



2022-23 STUDENT DEMOGRAPHICS



Attendance Rate ⓘ

94%

Peers ⓘ

94%

State

93%



Special Education ⓘ

23%

Peers ⓘ

16%

State

16%



Gifted ⓘ

18%

Peers ⓘ

20%

State

13%



Free/Reduced Lunch ⓘ

24%

Peers ⓘ

54%

State

50%

2022-23 NSCAS STATE TESTING



NSCAS Science ⓘ

76%

Peers ⓘ

76%

State

70%



NSCAS Mathematics ⓘ

48%

Peers ⓘ

63%

State

61%



NSCAS English
Language Arts ⓘ

46%

Peers ⓘ

54%

State

58%